



Regulations for the use of marks issued by IMQ

Rev. 12 of 29.11.22

**THIS DOCUMENT IS A TRANSLATION INTO ENGLISH
BASED ON THE ORIGINAL DOCUMENT IN ITALIAN.
IN CASE OF DISCREPANCY, THE ORIGINAL
DOCUMENT SHALL PREVAIL**



ARTICLE 1
GENERAL
RULES



ARTICLE 2
MARKS RELATED
TO PRODUCT
CERTIFICATIONS



ARTICLE 3
MARKS RELATED
TO MANAGEMENT
SYSTEM
CERTIFICATIONS



ARTICLE 4
MARKS RELATED
TO PROFESSIONAL
FIGURES
CERTIFICATIONS



ARTICLE 5
MARKS RELATED
TO BUSINESS
AND SYSTEM
CERTIFICATIONS



ARTICLE 6
OTHER
MARKS

ADDENDUM
ICILA MARK



Title

REGULATION FOR THE USE OF MARKS ISSUED BY IMQ

Reference

Reg. Marks

Effective date

Rev. 12 of 29.11.2022

Approved by

IMQ S.p.A.

INTRODUCTION

Congratulations for your certification!

You will now be able to use the IMQ marks related to the certification you have obtained and enhance the value of the effort dedicated to verifying the quality of your work.

The certifications issued by IMQ represent a protection for companies, constitute a useful information for the Control Authorities and, most frequently, are a requirement for participation in bids and tenders.

They are the visible guarantee of your quality, because behind each certification a well-structured qualification process verified by a third party lies. They bear witness to the "promise of transparency" made to the market at the moment in which you have decided to become certified.

It is therefore important to give visibility to the certifications achieved, reproducing the relevant marks, wherever this is required by the Regulation governing your certification, according to the criteria and the methods set out in the pages below.

INDEX

ARTICLE 1 GENERAL RULES

ARTICLE 1 - General Rules – pg. 6

1. - Granting the of use of trade marks
2. - Provisions for the use of trade marks
3. - Control over the use of trade marks
4. - Incorrect use of the marks and the certification
5. - Incorrect use of the marks and of certification: IMQ actions

ARTICLE 2 PRODUCT CERTIFICATION MARKS

ARTICLE 2 - PRD - Product Certification Marks – pg. 8

1. - Where they can be reproduced
2. - Where they cannot be reproduced
3. - How they shall be reproduced

ARTICLE 3 MANAGEMENT SYSTEMS CERTIFICATION MARKS

ARTICLE 3 - SG - Management System Certification and Attestation Marks – pg. 20

1. - Where they can be reproduced
2. - Where they cannot be reproduced
3. - How they shall be reproduced

ARTICLE 4 PROFESSIONAL FIGURES CERTIFICATION MARKS

ARTICLE 4 - PRS - Professional Figures Certification Marks – pg. 26

1. - Where they can be reproduced
2. - How they shall be reproduced

ARTICLE 5 BUSINESSES AND SYSTEM CERTIFICATION MARKS

ARTICLE 5 - IMP - Marks related to the certification of businesses that install and verify systems (lift, security systems) and to f-gas companies – pg. 32

1. - Where they can be reproduced
2. - How they shall be reproduced

ARTICLE 6 OTHER MARKS

ARTICLE 6 - Other Marks - pg. 36

Accredia | UNI Professions | G-Mark | Incert | CISQ | IQNet
| EASI® | UNI Organisations |

ADDENDUM for the use of the ICILA mark – pg. 38

ARTICLE 1- General Rules

1.1 GRANTING THE OF USE OF TRADE MARKS

As and from the date of issue of the certificate, the Concessionaire, the Organisation, the Professional figure (hereinafter "IMQ Customer") has the right to use the marks granted by IMQ (hereinafter "marks").

The marks are legally registered as collective marks; all the rights deriving from these registrations are reserved to the legal party which has registered them.

1.2 PROVISIONS FOR THE USE OF TRADE MARKS

The marks are allowed to be used:

- only with reference to the single certification scheme or to the certification schemes for which the relevant certification has been achieved
- with the clear identification of the subject matter (product, organisation, competence,...) of the certification;
- in the period of validity of the certificate;
- attributing the correct meaning to the certification which the marks attest to;
- complying with the specific indications for each type of certification, as shown at article 2, 3, 4, 5 and 6 of this Regulation.

1.3 CONTROL OF THE USE OF TRADE MARKS

IMQ is required to monitor the correct usage of the certification issued and relevant marks. To this end, the IMQ Customer can send the marketing department of IMQ (mkt@imq.it) a copy of the business documentation for approval prior to publication. This takes the form of catalogues, advertising tools, contracts or other forms of communication which it intends to issue to advertise the attainment of the certification.

1.4 INCORRECT USE OF THE MARKS AND THE CERTIFICATION

The marks and the certification are misused if they deceive the message recipients, damage the reputation of IMQ and compromise the trust of the public, or rather when the same are not used in accordance with this Regulation.

In particular, by way of example, it is incorrect to use the IMQ Client's mark and/or certification when:

- the certification has not been issued;
- the certification has still to be issued (the requesting party CANNOT advertise the request for certification until it has been granted the relevant right to use the mark. Nevertheless, in particular cases – which must be adequately motivated – for example, participation in public tenders – IMQ may allow the requesting party to inform the interested party that the request for certification has been transmitted to IMQ);
- the certification has been revoked (or suspended, where indicated in the provision for suspension);
- the marks are matched with products/activities/services.. which are not covered by the certification;
- in the case of product mark, during the period of validity of the procedure "On-call inspections" (see "IMQ Marks – General Regulation for the Certification of products"), the IMQ Customer issues certified products on the market which have not been controlled by IMQ;
- in the case of product marks, if the marks are used in such a way as to be interpreted as marks of conformity to standards of organisation management systems;
- in the case of a system mark, if the marks are applied to test, calibration or inspection reports or certificates issued by the certified Organisation
- in the case of a system mark, if the marks are applied to products and to relevant packaging* and/or type labels, and/or identification plates or, in any case, they are used in a way to be interpreted as indications of product conformity, including cases in which the product is represented by documents issued by the Organisation (e.g. analysis certificates, medical reports, certificates of conformity, etc.)..

* Packaging is a term used to describe what can be removed without the product being disintegrated or damaged. On the packages and the accompanying information, the Organization can use only one declaration regarding the possession of the Management System certification, which must include the following references: identification of the certified Organisation; type of Management System (e.g. quality, environment) and applicable standard; identification of IMQ as Certification Body.

1.5
INCORRECT USE
OF THE MARKS
AND OF
CERTIFICATION:
IMQ ACTIONS

In case of misuse, IMQ shall take all appropriate measures to stop such use, protecting its right in the most appropriate manner, including through the publication of the occurrence on its own communication media and, where necessary, on the press.

ARTICLE 2 - Marks relating to product certification

2.1 WHERE THEY CAN BE REPRODUCED

IMQ marks relating to product certification can be affixed to:

- certified products (**reproduction of the mark on certified products is mandatory**)
- packaging of certified products
- promotional labels of certified products
- instruction booklet and the certified product information sheet
- advertising, if the advertised product has obtained IMQ certification
- catalogues, but only in correspondence with certified products or specifying which products have obtained certification
- Internet sites corresponding to certified products
- company brochures, specifying which products the IMQ certification refers to.

2.2 WHERE THEY **CANNOT** BE REPRODUCED

IMQ marks relating to product certification **cannot** be displayed on:

- letterheads, invoices, business cards, emails, vehicles and in any publication and communication in which it is not possible to specify which products the IMQ certification refers to
- catalogues of non-certified products even if one or more components are IMQ certified.

2.3 HOW THEY SHALL BE REPRODUCED

- **Size:** IMQ marks can be reproduced in the required size, but they must always be perfectly legible (the minimum size shall therefore NOT be less than 10 mm), without altering the proportions between bottom and height).



- **COLOURS:** Marks can be reproduced in colour (in the colours specified next to each mark) in black/white, in black (grey) screens, in negative.



The indications set out in Article 1 of this Regulation are an integral part of the indications for use listed here



Code	Name	Colour
PRD01	IMQ	pantone 354 c 80% y 80% <u>#00B140</u>

Products

Cables

ON THE PLATE, WHERE PRESENT, OR ON THE PACKAGE OF THE CABLES THE PRD01 MARK IS AN ALTERNATIVE TO THE PRD05 AND PRD06 MARKS.

Self-adhesive tapes and accessories for electrical use: gloves and mittens made of insulating material for live working, elements to identify terminal boxes and the termination of cables, ties for cables of electrical installations, flexible insulating sheaths, terminators and connectors for cables, LV cable joints

LV protective equipment, appliances and apparatus

FOR SMALL PRODUCTS, INTENDED PRIMARILY FOR EQUIPMENT MANUFACTURERS, THE PRD01 MARK CAN BE PLACED ON THE MINIMUM PACKAGING OF THE PRODUCT.

SPECIAL REQUIREMENT FOR "CORDS FOR CONNECTORS INDISSOLUBLY CONNECTED TO THE CABLE": THE PRD01 MARK CAN BE PLACED ON ONLY ONE OF THE COMPONENTS OF THE CABLED UNIT, WITH THE EXCEPTION OF THE CABLE. **SPECIAL REQUIREMENT FOR "PIPES":** THE PRD01 MARK MUST BE PLACED ALONG A GENERATOR USING THE SAME METHODS PROVIDED FOR BY THE STANDARDS FOR OTHERS OVERWRITTEN. THE MARK MUST ALSO BE SHOWN ON THE LABEL APPLIED TO EACH ORIGINAL PACKAGING OF THE MANUFACTURER. THE PRD01 MARK IS ALTERNATIVE TO THE PRD05 MARK.

SPECIAL REQUIREMENT FOR "ACCESSORIES FOR PIPE SYSTEMS": THE PRD01 MARK MUST ALSO BE AFFIXED TO THE ACCESSORIES, ALWAYS ACCORDING TO WHAT IS PROVIDED FOR BY THE RELEVANT STANDARDS.

LV equipment and apparatus: packaged products (blister)

BESIDES THE PRD01 MARK IT IS POSSIBLE TO USE THE ALTERNATIVE PRD04 MARK.

Lighting fixtures and accessories

Household and similar electric equipment

Capacitors and filters

IN THE EVENT THAT THE COMPONENT IS SMALL AND ONLY IN EXCEPTIONAL CASES, THE GENERAL RULE WHICH STATES THAT PRODUCTS GRANTED USE OF THE IMQ MARK MUST BE IDENTIFIED BY THE PRESENCE OF THE PRD01 MARK CAN BE WAIVED.

THIS EXCEPTION CAN ONLY BE GRANTED ON THE SPECIFIC REQUEST OF THE MANUFACTURER, WHO DOCUMENTS THE PHYSICAL IMPOSSIBILITY OF APPLYING SUCH A MARK. IN THESE CASES THE PRD01 MARK MUST STILL BE SHOWN ON THE PACKAGING OF THE COMPONENTS.

Medical, laboratory and aesthetic equipment



EN xxxxx-x*



(*) distinguishing number of the EN standard(s) to which the product conforms

Code	Name	Colour
PRD02	IMQ	<u>pantone 354 c 80% y</u> <u>80% #00B140</u>

Products

Electronic appliances

IMQ MAY REQUIRE THE USE OF THE PRD02 MARK FOR SEVERAL TYPES OF PRODUCTS FOR WHICH IT IS NECESSARY TO HIGHLIGHT THE SAFETY STANDARDS TO WHICH THEY COMPLY.
FOR POWER SUPPLIES, IN PARTICULAR, THE PRD02 MARK MUST BE USED WITH THE INDICATION OF THE RELEVANT EN STANDARD (EN 60065 OR EN 61010-1 OR EN 60950-1).

INSERTION OF THE REFERENCE STANDARD IS THE RESPONSIBILITY OF THE IMQ CUSTOMER. REFERENCE TO THE STANDARD SHALL BE AFFIXED UNDER THE PRD02 MARK, IN LEGIBLE DIMENSIONS, IN AN AREA WHICH IS CENTRED TO THE MARK AND THE WIDTH SHOULD NOT BE LARGER THAN THAT OF THE MARK.



CEI EN 60454-3-1

Code	Name	Colour
PRD03	IMQ	<u>pantone 354 c 80% y</u> <u>80% #00B140</u>

Products

SELF ADHESIVE TAPES AND ACCESSORIES FOR ELECTRICAL USE

SPECIAL REQUIREMENT FOR "SELF ADHESIVE TAPES": THE PRD03 MARK MUST BE AFFIXED TO THE REEL CORE AND TO THE MANUFACTURER'S LABEL OR PLATE. THE INSERTION OF THE REFERENCE STANDARD CEI EN 60454-3-1 IS THE RESPONSIBILITY OF THE IMQ CUSTOMER. REFERENCE TO THE STANDARD SHOULD BE AFFIXED UNDER THE PRD03 MARK, IN LEGIBLE DIMENSIONS, IN AN AREA WHICH IS CENTRED TO THE MARK AND THE WIDTH SHALL NOT BE LARGER THAN THAT OF THE MARK.



Code	Name	Colour
PRD04	IMQ	<u>BOTTOM</u> <u>pantone green 354 c</u> <u>80% y 80%</u> <u>#00B140</u>

Products

TEXT: black

LV appliances: packaged products (blister)

THE MARK PRD04 IS AN ALTERNATIVE TO THE MARK PRD01.

IEMMEQU

Code	Name	Directions	Colour
PRD05	IMQ	The PRD05 mark is reproduced showing the text "IEMMEQU" in full in capital letters, preferably in Helvetica bold font	See indications in Art. 2.3 of this Regulation
Products			

Cables

THE PRD05 MARK IS AFFIXED WITH CONTINUITY TO THE SURFACE OF THE INSULATION OR SHEATH. ON THE PLATE, WHERE PRESENT, OR ON THE PACKAGE ITSELF, THE MARK PRD05 IS AN ALTERNATIVE TO THE PRD01 AND PRD11 MARKS.

LV equipment, appliances and apparatus: pipes

THE PRD05 MARK MUST BE AFFIXED LENGTHWAYS ON A GENERATOR USING THE SAME METHODS PROVIDED FOR BY THE STANDARDS FOR OTHERS OVERWRITTEN. IT MUST ALSO BE SHOWN ON THE LABEL APPLIED TO EACH ORIGINAL PACKAGING OF THE MANUFACTURER. THE PRD05 MARK CAN BE USED AS AN ALTERNATIVE TO THE PRD01 MARK.



Code	Name	Directions	Colour
PRD06	IMQ-HAR	The PRD06 mark shall be reproduced showing the text "IEMMEQU" in full (see PRD05) with the HAR mark to its right	See indications in Art. 2.3 of this Regulation
Products			

Insulated cables and self-adhesive tapes

THE IMQ-HAR MARK MUST BE USED EXCLUSIVELY FOR HARMONIZED CABLES, THE CODE OF WHICH USUALLY STARTS WITH H, PRODUCED IN THE NATIONAL TERRITORY, EXCEPT IN SPECIAL CASES. FOR CONTINUITY OF THE STAMPING, THE PROVISIONS INDICATED BY THE RELEVANT STANDARDS ARE APPLIED.

IEMMEQU ◁ HAR ▷ COIL

Code	Name	Directions	Colour
PRD07	IMQ-HAR-COIL	The PRD07 mark shall be reproduced showing the "IEMMEQU" text (see PRD05) in full with the HAR mark and the text "COIL" to its right in the same font of the text IEMMEQU	See indications in Art. 2.3 of this Regulation
Products			

Insulated cables and self-adhesive tapes: stretch cords

THE PRD07 MARK MUST BE USED EXCLUSIVELY FOR HARMONIZED CABLES, THE CODE OF WHICH USUALLY STARTS WITH H, PRODUCED IN THE NATIONAL TERRITORY, EXCEPT IN SPECIAL CASES. FOR CONTINUITY OF THE MARKING, THE PROVISIONS INDICATED BY THE RELEVANT STANDARDS ARE APPLIED. IT MUST IN ANY CASE BE PLACED WITH CONTINUITY ON THE SURFACE OF THE INSULATION OR SHEATH. THE PRD07 MARK CAN BE USED AS AN ALTERNATIVE TO THE PRD08 MARK.


IEMMEQU ◁ HAR ▷ CCCCC
PRD08

Code	Name	Directions	Colour
	IMQ-HAR-CCC	The PRD08 mark should be reproduced showing the "IEMMEQU" text (see PRD05) in full with the HAR mark and the text "CCCCC" to its right in the same font of the Text IEMMEQU	See indications in Art. 2.3 of this Regulation

Products

Insulated cables and self-adhesive tapes: extension cords

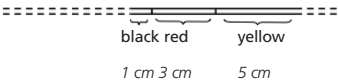
THE PRD07 MARK MUST BE USED EXCLUSIVELY FOR HARMONIZED CABLES, THE CODE OF WHICH USUALLY STARTS WITH H, PRODUCED IN THE NATIONAL TERRITORY, EXCEPT IN SPECIAL CASES.
FOR CONTINUITY OF THE MARKING, THE PROVISIONS INDICATED BY THE RELEVANT STANDARDS ARE APPLIED. IT MUST IN ANY CASE BE PLACED WITH CONTINUITY ON THE SURFACE OF THE INSULATION OR SHEATH.
THE PRD08 MARK CAN BE USED AS AN ALTERNATIVE TO THE PRD07 MARK.



Code	Name	Directions	Colour
PRD09	Distinctive thread of IMQ mark	The distinctive thread of the IMQ mark must be arranged in a continuous manner along the entire length of the cable.	Type A thread on a white background with IMQ morse signs in black (to use for cables produced by manufacturers of Countries not adhering to the HAR agreement or not adhering to CENELEC); Type C thread on a white background with IMQ morse signs in green.

Products

Cables



Code	Name	Directions	Colour
PRD10	Distinctive thread of HAR mark (thread type H)		black: 1 cm red: 3 cm yellow: 5 cm

Products

Cables

THE DISTINCTIVE THREAD OF THE HAR MARK MUST BE USED EXCLUSIVELY FOR HARMONIZED CABLES, THE CODE OF WHICH GENERALLY STARTS WITH H, PRODUCED IN THE NATIONAL TERRITORY, EXCEPT IN SPECIAL CASES.



Code	Name	Colour
PRD11	IMQ	black

Products

Cables

THE PRD 11 MARK MUST BE AFFIXED ON THE PLATE, WHERE PRESENT, OR ON THE PACKAGE ITSELF.

THE PRD11 MARK CAN BE USED AS AN ALTERNATIVE TO THE PRD01 AND PRD05 MARK.



Code	Name	Colour
PRD12	ENEC-03	pantone green 3415 c 100% y 77% b 22% #00c72e

text 03: black

Products

LV protective equipment, appliances and apparatus

Luminaires and accessories

Capacitors and Filters

Electronic Devices

Electrical appliances and miscellaneous products

Appliances for security systems

FOR SMALL PRODUCTS, THE PRD12 MARK CAN BE POSITIONED ON THE MINIMUM PRODUCT PACKAGING.



Code	Name	Colour
PRD14	ENEC+	<u>pantone green 3415 c</u> <u>100% y 77% b 22%</u> <u>#00c72e</u>

Products

text 03: black 55%

- Luminaires (Performance)
- LED luminaires (Performance)
- LED modules for general lighting (Performance)

IEMMEQU EFP

Code	Name	Directions	Colour
PRD15	IMQ EURO FIRE PERFORMANCE	The PRD15 mark is reproduced showing The text "IEMMEQU EFP" in full in capital letters, preferably in Helvetica bold font.	<i>See indications in Art. 2.3 of this Regulation</i>

Products

Cables

IMQ EURO FIRE PERFORMANCE mark indicates that the product has passed all the fire reaction tests required by the CPR (eg EN 50399 standard) but also the verification of compliance with safety requirements electrical, mechanical, physical.
The PRD5 mark is affixed with continuity to the surface of the insulation or sheath.
For products that comply with harmonized standards, this marking is omitted.
For continuity of the stamping, the provisions indicated by the relevant standards are applied.



Code	Name	Directions	Colour
PRD16	IMQ EURO FIRE PERFORMANCE	Mark must be affixed on the plate, where present, or on the package itself.	<u>pantone blue 280</u> <u>c100% m78% y5% b18%</u> <u>#0f1c68</u>

Products

Cables

IMQ EURO FIRE PERFORMANCE mark indicates that the product has passed all the fire reaction tests required by the CPR (eg EN 50399 standard) but also the verification of compliance with safety requirements electrical, mechanical, physical.



Code	Name	Colour
PRD17	IMQ- CSv	<u>pantone 354 c 80% y</u> <u>80% #00B140</u>
Products		

Cables

PARTICULAR REQUIREMENT: THE CABLES AUTHORISED TO USE THE IMQ CSV MARK IN ADDITION TO AND/OR IN REPLACEMENT OF THE PRD17 MARK, CAN ALSO BE IDENTIFIED BY THE FOLLOWING TEXTS SHOWN IN CAPITAL LETTERS, PREFERABLY IN HELVETICA TYPE FONT: **"CERTIFICATE WITH IMQ SURVEILLANCE N°. "OR "C.S. IMQ N° " OR "C.S. N°. " FOLLOWED BY THE CERTIFICATE NUMBER.**

THESE INDICATIONS, INCLUDING THE PRD17 MARK IF USED, MUST ALSO BE AFFIXED TO THE MANUFACTURER'S LABEL OR PLATE ACCOMPANYING EACH SECTION OR REEL OF THE CABLE.

LV Protective equipment, appliances and apparatus

Luminaires and related accessories

Electronic appliances

FOR SMALL PRODUCTS, INTENDED PRIMARILY FOR EQUIPMENT MANUFACTURERS, THE PRD17 MARK AND/OR THE CHOSEN TEXT CAN BE PLACED ON THE MINIMUM PACKAGE OF THE PRODUCT.

Household electrical equipment

FOR ALL CATEGORIES WHERE THERE IS LITTLE SPACE AVAILABLE, SUCH AS THE CATEGORY "FLEXIBLE COMPOSITE PIPES FOR WATER AND HEATING PLANTS", THE PRD17 MARK CAN BE REPLACED BY THE TEXT IMQ-CSV SHOWN IN CAPITAL LETTERS PREFERABLY USING HELVETICA BOLD FONT.

Gas and solid fuel appliances and related devices

Low-voltage protective equipment

Medical equipment

Security systems equipment



Code	Name	Colour
PRD17 (b)	IMQ-CSv	<i>See indications in Art. 2.3 of this Regulation</i>

THE BRAND PRD17 AND PRD17 (B) HAVE THE SAME MEANING



Code	Name	Colour
PRD18	IMQ - IMQ PERFORMANCE	<u>IMQ</u> <u>pantone 354 c 80% y</u> <u>80% #00B140</u>
Products		<u>IMQ PERFORMANCE</u> <u>Pantone blue 280</u> <u>c100% m78% y5% b18%</u> <u>#0f1c68</u>

Lighting

Household and similar electrical appliances: fridges and freezers, electric fans and their speed regulators, integrated systems (for heating and/or hot sanitary water production)



Code	Name	Colour
PRD19	ENEC - IMQ PERFORMANCE	ENEC pantone green 3415 c 100% y 77% b 22% #00c72e text 03: black IMQ PERFORMANCE pantone blue 280 c100% m78% y5% b18% #0f1c68
Products		
Lighting		



Code	Name	Colour
PRD20	IMQ-PERFORMANCE	pantone blue 280 c100% m78% y5% b18% #0f1c68
Products		
Apparatus for air conditioners		



Code	Name	Colour
PRD21	IMQ-CIG	pantone 354 c 80% y 80% #00b140
Products		
Gas and solid fuel appliances and related devices		

SPECIAL REQUIREMENT FOR NON-METALLIC FLEXIBLE PIPES, IN AN ESTABLISHED LENGTH, NORMAL AND SPECIAL, AND FLEXIBLE STAINLESS STEEL PIPES WITH A CONTINUOUS WALL: ON THE EXTREMITY OF A SPECIAL SHAPE (SLEEVE OR FITTING) THEY MUST SHOW THE PRD21 OR PRD01 MARKS OR THE TEXT IEMMEQU-CIG IN CAPITAL LETTERS, POSSIBLY IN HELVETICA BOLD FONT.

SPECIAL REQUIREMENT FOR HOSE BARB FITTINGS AND TIES: THEY MUST SHOW THE PRD01 MARK.

SPECIAL REQUIREMENT FOR PRESSURE REGULATORS: THEY MUST SHOW THE PRD21 OR PRD01 MARKS.

SPECIAL REQUIREMENT FOR MANUAL BALL VALVES AND PRESS FITTINGS: THEY MUST SHOW THE PRD21 OR PRD01 MARKS.

SPECIAL REQUIREMENTS FOR PRESS FITTINGS, SEALANTS AND SEALING DEVICES: IF IS NOT POSSIBLE TO SHOW THE MARKS SET OUT ABOVE ON THE PRODUCT, IT IS ALLOWED TO SHOW THEM ON THE PACKAGING AND ON THE INSTRUCTION LEAFLETS.



Code	Name	Colour
PRD22	IMQ-QUALITY-CIG	<u>pantone blue 280</u> <u>c100% m78% y5% b18%</u> <u>#0f1c68</u>

Products

Gas and solid fuel appliances and related devices

SPECIAL REQUIREMENT: CHIMNEYS AND DUCTS MUST BEAR THE PRD22 MARK OR THE INSCRIPTION
IEMMEQU- QUALITY-CIG IN CAPITAL LETTERS, POSSIBLY IN HELVETICA BOLD FONT.



Code	Name	Colour
PRD23	IMQ-QUALITY	<u>pantone blue 280</u> <u>c100% m78% y5% b18%</u> <u>#0f1c68</u>

Products

Gas and solid fuel appliances and related devices



Code	Name	Colour
PRD24	IMQ - GS	<i>See indications in Art. 2.3 of these Regulations</i>

THE MARK PRD24 AND PRD25 HAVE THE SAME MEANING; THE CHOICE BETWEEN THEM DEPENDS ON THE SIZE OF THE MARK TO BE REPRODUCED. IN GENERAL THE PRD24 MARK IS USED WHEN REPRODUCED IN A SIZE GREATER THAN 20 MM. THE PRD25 MARK WHEN REPRODUCED IN A SIZE SMALLER THAN 20 MM.



Code	Name	Colour
PRD25	IMQ - GS	<i>See indications in Art. 2.3 of these Regulations</i>

THE MARK PRD25 AND PRD24 HAVE THE SAME MEANING; THE CHOICE BETWEEN THEM DEPENDS ON THE SIZE OF THE MARK TO BE REPRODUCED. IN GENERAL, THE PRD25 MARK IS USED WHEN REPRODUCED IN A SIZE SMALLER THAN 20 MM. THE PRD24 MARK IS USED WHEN REPRODUCED IN A SIZE GREATER THAN 20 MM.



Code	Name	Colour
PRD26	IMQ-SYSTEMS-SECURITY	<u>pantone 354 c 80% y 80% #00B140</u>

Products

Equipment for security systems

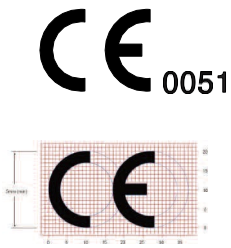


Code	Name	Colour
PRD27	IMQ-EMC	<u>pantone 354 c 80% y 80% #00B140</u>



Code	Name	Colour
PRD28	IMQ-ECO	<u>pantone 354 c 80% y 80% #00B140</u>

	Pet.1:346 c 60%-y 60%
	Pet.2:396 c 11%-y 94%
	Pet.3:130 m27,5%-y100%
	Pet.4:165 m60%-y100%
	Pet.5:rubinered m100%-y15%
	Pet.6:purplecv c 43%-m 91%
	Pet.7:proc.blue c100%-m8,5%-k6%
	Pet.8:285 c100%-m56%



Code	Name	Sector	Dimensions
PRD29	CE-0051	Mark to be used when IMQ, as Notified Body, has verified conformity in accordance with the applicable Directive/Regulation concerning the production control phase.	The CE 0051 "mark" must measure at least 5 mm in height (except for the RED directive, which does not indicate a minimum size but requires its affixation in a visible, legible and indelible way) and maintain the initial proportions when enlarged; however, according to the requirements set out in different directives, the minimum size can be halved for small devices or components. If the final characteristics of the product or its processing do not in any case allow the affixation of the mark directly to the product, it must be applied to the package or to the accompanying documents.

SPECIAL REQUIREMENTS DIRECTIVE RED

The identification number of the Notified Body - 0051 - must be affixed in the same height as the CE symbol.

CE0051

The height of the CE marking affixed to such equipment may be less than 5 mm, as long as it remains visible and legible.

SPECIAL REQUIREMENTS GAR REGULATION

The CE marking must be followed by the last two digits of the year in which the marking was affixed.

Matching with IMQ logo

If you want to highlight the intervention of IMQ as Notified Body according to the applicable Directive/Regulation, it is possible to do so by complying with the following formula and showing the IMQ logo as indicated below:



Compliance according to Directive XXX verified by Notified Body CE 0051

IMQ

*the IMQ logo can be printed in black, in black screens, in negative or, if in colour, possibly in:
pantone green 354 cmyk: c 80% y 80% #29b56b*

Combination with other symbols

RED DIRECTIVE

Where restrictions on use apply, the information on the packaging shall make it possible to identify the member States or geographical area within a member State where restrictions apply. This can be done with the pictogram shown here beside, followed by the abbreviations of the member States where use restrictions apply. Or this pictogram can be replaced by the words 'Restrictions in....'.



This information must be completed in the instructions enclosed with the radio equipment.

ATEX DIRECTIVE

The CE marking and, where applicable, the identification number of the notified body are followed by the specific explosion protection marking.



MID DIRECTIVE

The CE marking is followed by the additional metrological marking.

The supplementary metrological marking consists of the capital letter "M" and the last two digits of the year of marking affixing, inscribed in a rectangle. The height of the rectangle is equal to the height of the CE marking.



ARTICLE 3 - Marks relating to management system certification and attestations

3.1 WHERE THEY CAN BE REPRODUCED

On the IMQ Customer documents (e.g. letter paper, commercial publications, email, financial statements and monographs...) at fairs, on business vehicles, company website...and on advertising material pertaining to the activity of the IMQ Customer, as long as it occurs in a truthful manner and is complete of the data relating to the certification.

3.2 WHERE THEY **CANNOT** BE REPRODUCED

On test, calibration or inspection reports or certificates issued by the certified Organisation; on products and on relevant packaging*, and/or type labels, and/or identification labels or, in any case, used in a way that may be interpreted as indications of product conformity, including the cases where the product is represented by documents issued by the Organisation (e.g. analysis certificates, medical reports, certificates of conformity, etc.).

* FOR THE DEFINITION OF PACKAGING SEE ARTICLE 1.4

3.3 HOW THEY SHALL BE REPRODUCE D

The IMQ Customer may only use the "CSQ" mark:

- with the name of the certified Organisation (or the name of the operative unit of the certified Organisation);
- with the certificate identification number (optional);
- with the reference to the edition of the standard (optional), preferably affixed under the CSQ mark (see example beside);
- within the scope/activity of the certified Organisation (or business unit); in case of a reduction in the certification scope, the Organisation must rectify any certification-related information appearing on its advertising materials;
- in relation to the certified operative unit(s) of the Organisation;
- in the case of certification obtained for several standards, the Customer can decide whether to reproduce each individual mark with the relative standard or reproduce the CSQ mark once and show the list of the standards according to which it has been certified. In detail, see examples shown here, in which the reference to the standard is mandatory, while the explanation of the management system (for quality, environmental, energy, etc.) is optional. The indication of the edition year of the standard is also optional;
- **Sizes:** the marks can be reproduced in the desired size, but must always be perfectly legible (their minimum size CANNOT be less than 10 mm) without changing the proportions between the bottom and height;





- **colours:** the marks can be reproduced in colour (in the colours specified beside each mark) in black/white, in black (grey) screens, in negative





The directions set out in Article 1 of this Regulation are an integral part of the user directions listed here

	Colour	Code	Denomination
	<p>pantone 293 c 50% - m 28% #85a1d4</p> <p>pantone 293 c 100% - m 56% #0068b5</p>	SG01	CSQ - ISO 9001
			Certification scheme
			ISO 9001 Quality Management System
	Colour	Code	Denomination
	<p>pantone 293 halftone c 50% - m 28% #85a1d4</p> <p>pantone 293 c 100% - m 56% #0068b5</p>	SG02	CSQ - ISO 14001
			Certification scheme
			ISO 14001 Environmental Management System
	Colour	Code	Denomination
	<p>pantone 293 halftone c 50% - m 28% #85a1d4</p> <p>pantone 293 c 100% - m 56% #0068b5</p>	SG03	CSQ - ISO 45001
			Certification scheme
			ISO 45001 Occupational health and safety Management System
	Colour	Code	Denomination
	<p>pantone 293 c 50% - m 28% #85a1d4</p> <p>pantone 293 c 100% - m 56% #0068b5</p>	SG04	CSQ - ISO 13485
			Certification scheme
			ISO 13485 Medical Devices Quality Management System

	Colour	Code	Denomination
	<p>pantone 293 c 50% - m 28% #85a1d4</p> <p>pantone 293 c 100% - m 56% #0068b5</p>	SG05	CSQ - ISO/IEC 27001
			Certification scheme
			ISO/IEC 27001 Information Security Management System

	Colour	Code	Denomination
	<p>pantone 370 c62%-m1%-y100%-k25% #658D1B</p> <p>pantone 370 meshed 40 %</p>	SG06	CISQ Automotive (certification issued from IMQ as CISQ Automotive consortium body - cisqautomotive.it)
			Certification scheme
	Minimum logo size 2x2 cm		IATF 16949

	Colour	Code	Denomination
	<p>pantone 293 c 50% - m 28% #85a1d4</p> <p>pantone 293 c 100% - m 56% #0068b5</p>	SG07	CSQ - ISO 50001
			Certification scheme
			ISO 50001 Energy Management System

	Colour	Code	Denomination
	<p>pantone 293 c 50% - m 28% #85a1d4</p> <p>pantone 293 c 100% - m 56% #0068b5</p>	SG08	CSQ - ISO 22000
			Certification scheme
			ISO 22000 Food Safety Management System



Colour
pantone 293 halftone c 50% - m 28% #85a1d4
pantone 293 c 100% - m 56% #0068b5

Code	Denomination
SG10	CSQ - ISO/IEC 20000-1
	Certification scheme
	ISO/IEC 20000-1 IT Service Management System



Colour
pantone 293 halftone c 50% - m 28% #85a1d4
pantone 293 c 100% - m 56% #0068b5

Code	Denomination
SG11	CSQ - ISO 22301
	Certification scheme
	ISO 22301 Business Continuity Management System



Certification of

Colour
pantone 354 c 80% y 80% #00B140

Code	Denomination
SG12	Attestation
	Attestation schemes: (some examples)

**Reference to the
object of the
attestation**

IS COMPULSORY AND MUST BE
DISPLAYED BESIDE THE VERIFIED
IMQ MARK IN A LEGIBLE SIZE.


Conformity to UNI 10881
Services residential care for
the elderly



Colour
pantone 293 halftone c 50% - m 28% #85a1d4
pantone 293 c 100% - m 56% #0068b5

Code	Denomination
SG13	CSQ - ISO 37001
	Certification scheme
	ISO 37001 Anti-bribery Management System

	Colour→ <u>pantone 293 c 50% - m 28% #85a1d4</u>→ <u>pantone 293</u> <u>c 100% - m 56%</u> <u>#0068b5</u>	Code SG14	Denomination CSQ - ISO 55001
			Certification scheme ISO 55001 Asset management – Management System
	Colour→ <u>pantone 293 halftone c 50% - m 28% #85a1d4</u>→ <u>pantone 293</u> <u>c 100% - m 56%</u> <u>#0068b5</u>	Code SG15	Denomination CSQ - ISO 39001
			Certification scheme ISO 39001 Road traffic safety Management System
	Colour→ <u>pantone 293 halftone c 50% - m 28% #85a1d4</u>→ <u>pantone 293</u> <u>c 100% - m 56%</u> <u>#0068b5</u>	Code SG16	Denomination CSQ - ISO 20121
			Certification scheme ISO 20121 Event Sustainability Management System
	Colour→ <u>pantone 293 halftone c 50% - m 28% #85a1d4</u>→ <u>pantone 293</u> <u>c 100% - m 56%</u> <u>#0068b5</u>	Code SG17	Denomination CSQ - ISO 3834
			Certification scheme ISO 3834 Management System for Fusion Welding of Metallic Materials
	Colour→ <u>pantone 293 halftone c 50% - m 28% #85a1d4</u>→ <u>pantone 293</u> <u>c 100% - m 56%</u> <u>#0068b5</u>	Code SG18	Denomination CSQ - ISO 37301
			Certification scheme ISO 37301 Compliance Management System

	Colour	Code	Denomination
	<p>.....▶ pantone 293 halftone c 50% - m 28% #85a1d4</p>	<p>SG19</p>	<p>CSQ - UNI/PdR 125:2022</p>
	<p>.....▶ pantone 293 c 100% - m 56% #0068b5</p>		
			<p>Certification scheme</p>
			<p>UNI/PdR 125:2022 Management System for gender equality</p>
			<p>Logo use</p>
			<p>The SG19 mark must be used in conjunction with the 'UNI Organisations' mark (see Art. 6)</p>

**The SG12 mark and the SG06, SG14, SG16 and SG17 marks correspond to non-accredited ACCREDIA certifications*

ARTICLE 4 - Marks relating to certification of professional figures

4.1 WHERE THEY CAN BE REPRODUCED

The IMQ mark, with reference to the certification achieved, can be used on letterhead, business cards, websites, customisation vehicles, in short, on all the documentation or promotional material produced by the IMQ Customer, as long as this occurs in a truthful manner and is complete of data relating to the certification. On the other hand, they are not allowed to be reported on certification documents issued by them, in order to avoid that the certification of the professional figure may be confused with an installation or system certification.

4.2 HOW THEY SHALL BE REPRODUCE D

The IMQ Customer may only use the 'IMQ' mark relating to the certification of professional figures:

- with the name of the certified person;
- with the certificate identification number (mandatory for the PRS01 mark, optional for other marks);
- with the reference to the standard(s) for which the certification was obtained;
- **size:** marks can be reproduced in the desired size, always allowing for perfect legibility (minimum size SHOULD NOT therefore be less than 10 mm) while maintaining the proportions between bottom and height;



- **colours:** the marks can be reproduced in colour (in the colours specified next to each mark) in black/white, in black (grey) screens, in negative.



The indications set out in Article 1 of this Regulation are an integral part of the indications for use listed here



Presidential
Decree
146/2018 Reg.
2015/2067

Code	Denomination	Colour	Suggested text
PRS01	IMQ	<u>pantone 354 c</u> <u>80% y 80%</u> #00B140	<i>Qualified operator certified by IMQ</i>

Where to insert the reference to the standard

THE INCLUSION OF THE STANDARD ACCORDING TO WHICH IMQ CERTIFICATION WAS OBTAINED IS THE RESPONSIBILITY OF THE IMQ CUSTOMER. THE REFERENCE TO THE STANDARD SHOULD BE PLACED UNDER THE IMQ MARK, IN LEGIBLE SIZE, IN AN AREA CENTERED WITH RESPECT TO IT.

Professional figures and companies

EMPLOYEE WHO CARRIES OUT WORK ON AIR-CONDITIONERS AND HEAT PUMPS CONTAINING FLUORINATED GREENHOUSE GASES

**For business see page 34, mark IMP06*



Presidential
Decree
146/2018 Reg.
304/2008

Code	Denomination	Colour	Suggested text
PRS02	IMQ	<u>pantone 354 c</u> <u>80% y 80%</u> #00B140	<i>Qualified operator certified by IMQ</i>

Where to insert the reference to the standard

SEE ON THIS PAGE MARK PRS01

Professional figures and companies

EMPLOYEE WHO CARRIES OUT WORK ON STATIONARY ANTI-INCENDIARY SYSTEMS AND EXTINGUISHERS CONTAINING FLUORINATED GREENHOUSE GASES.

**For business see page 34, mark IMP07*



Presidential Decree
146/2018 Reg. 2015/2066

Code	Denomination	Colour	Suggested text
PRS03	IMQ	<u>pantone 354 c</u> <u>80% y 80%</u> #00B140	<i>Qualified operator, certified by IMQ</i>

Where to insert the reference to the standard

SEE ON THIS PAGE MARK PRS01

Professional figures

EMPLOYEE FOR BUSINESS ON ELECTRICAL SWITCHGEAR CONTAINING FLUORINATED GREENHOUSE GASES



Decree
4 February 2011



Code	Denomination	Colour	Suggested text
PRS04	IMQ	<u>pantone 354 c</u> <u>80% y 80%</u> #00B140	Qualified operator, certified by IMQ

Where to insert the reference to the standard

SEE INDICATIONS GIVEN FOR PRS01

Professional figures

TEACHERS OF TRAINERS FOR LIVE WORKING ON ELECTRICAL SYSTEMS POWERED AT AN INDUSTRIAL FREQUENCY WITH
A VOLTAGE HIGHER THAN 1000V



UNI 11476



Code	Denomination	Colour	Suggested text
PRS05	IMQ	<u>pantone 354 c</u> <u>80% y 80%</u> #00B140	Qualified photographer, certified by IMQ

Where to insert the reference to the standard

SEE INDICATIONS GIVEN FOR PRS01

Professional figures

PHOTOGRAPHER AND VISUAL COMMUNICATION PROFESSIONAL



UNI 10801



Code	Denomination	Colour	Suggested text
PRS06	IMQ	<u>pantone 354 c</u> <u>80% y 80%</u> ##00B140	Condominium administrator and qualified real estate, certified by IMQ

Where to insert the reference to the standard

SEE INDICATIONS GIVEN FOR PRS01

Professional figures

CONDOMINIUM AND PROPERTY ADMINISTRATORS



UNI 11558 +
UNI/PdR 19:2016



Code	Denomination	Colour	Suggested text
PRS07	IMQ	<u>pantone 354 c</u> <u>80% y 80%</u> #00B140	Assessor mmobiliare qualified, certified by IMQ

Where to insert the reference to the standard

SEE INDICATIONS GIVEN FOR PRS01

Professional figures

REAL ESTATE VALUER



UNI 11554 +
UNI/PdR 11:2014

Code	Denomination	Colour	Suggested text
PRS08	IMQ	pantone 354 c 80% y 80% #00B140	Qualified operator, certified by IMQ

Where to insert the reference to the standard

SEE INDICATIONS GIVEN FOR PRS01

Professional figures

PROFESSIONAL FIGURES OPERATING ON CIVILIAN GAS SYSTEMS POWERED BY DISTRIBUTION NETWORKS



IMQ-AIR
Certification
Scheme

Code	Denomination	Colour	Suggested text
PRS09	IMQ	pantone 354 c 80% y 80% #00B140	Intrusion and robbery alarm system expert certified by IMQ

Where to insert the reference to the certification scheme

THE INCLUSION OF THE SCHEME ON THE BASIS OF WHICH IMQ CERTIFICATION WAS OBTAINED IS THE RESPONSIBILITY OF THE IMQ CUSTOMER. THE REFERENCE TO THE SCHEME MUST BE PLACED UNDER THE IMQ MARK, IN A LEGIBLE SIZE, IN AN AREA CENTRED ON IT.

Professional figures

EXPERTS IN INTRUSION AND ROBBERY ALARM SYSTEMS



IMQ-AIRVIDEO
Certification
Scheme

Code	Denomination	Colour	Suggested text
PRS10	IMQ	pantone 354 c 80% y 80% #00B140	Alarm system expert intrusion, robbery and certified video surveillance by IMQ

Where to insert the reference to the certification scheme

THE INCLUSION OF THE SCHEME ON THE BASIS OF WHICH IMQ CERTIFICATION WAS OBTAINED IS THE RESPONSIBILITY OF THE IMQ CUSTOMER. THE REFERENCE TO THE SCHEME MUST BE PLACED UNDER THE IMQ MARK, IN A LEGIBLE SIZE, IN AN AREA CENTRED ON IT.

Professional figures

EXPERTS IN INTRUSION AND ROBBERY ALARM AND VIDEO SURVEILLANCE SYSTEMS



IMQ-T.I.R.A.E.
Certification
Scheme

Code	Denomination	Colour	Suggested text
PRS11	IMQ	pantone 354 c 80% y 80% #00B140	Maintenance technician detection systems fire fighting and evacuation audio certified by IMQ

Where to insert the reference to the certification scheme

THE INCLUSION OF THE SCHEME ON THE BASIS OF WHICH IMQ CERTIFICATION WAS OBTAINED IS THE RESPONSIBILITY OF THE IMQ CUSTOMER. THE REFERENCE TO THE SCHEME MUST BE PLACED UNDER THE IMQ MARK, IN A LEGIBLE SIZE, IN AN AREA CENTRED ON IT.

Professional figures

MAINTENANCE TECHNICIAN FOR AUTOMATIC AND MANUAL FIRE DETECTION AND EVACUATION SYSTEMS



UNI 11648

Code	Denomination	Colour Suggested text
PRS12	IMQ	<p><u>pantone 354</u> <i>Project manager</i></p> <p><u>c 80% y 80%</u> <i>qualified,</i></p> <p>#00B140 <i>certified by IMQ</i></p>

UNI 11648
and IMQ PM
Specification

Where to insert the reference to the certification scheme

THE INCLUSION OF THE SCHEME UNDER WHICH IMQ CERTIFICATION WAS OBTAINED (UNI 11648 OR UNI 11648 AND IMQ PM SPECIFICATION) IS THE RESPONSIBILITY OF THE IMQ CUSTOMER. THE REFERENCE TO THE SCHEME(S) MUST BE PLACED UNDER THE IMQ MARK, IN A LEGIBLE SIZE, IN AN AREA CENTRED ON IT.

Professional figures

PROJECT MANAGER

UNI 11697 +
UNI/PdR 66:2019

Code	Denomination	Colour Suggested text
PRS13	IMQ	<p><u>pantone 354</u> <i>Professional certified</i></p> <p><u>c 80% y 80 %</u> <i>by IMQ</i></p> <p>#00B140</p>

Where to insert the reference to the certification scheme

THE INCLUSION OF THE SCHEME ON THE BASIS OF WHICH IMQ CERTIFICATION WAS OBTAINED IS THE RESPONSIBILITY OF THE IMQ CUSTOMER. THE REFERENCE TO THE SCHEME MUST BE PLACED UNDER THE IMQ MARK, IN A LEGIBLE SIZE, IN AN AREA CENTRED ON IT.

Professional figures

PROFESSIONAL PROFILES RELATING TO THE PROCESSING AND PROTECTION OF PERSONAL DATA

IMQ-TECVIE
Certification
Scheme

Code	Denomination	Colour Suggested text
PRS14	IMQ	<p><u>pantone 354</u> <i>Operator certified</i></p> <p><u>c 80% y 80 %</u> <i>by IMQ</i></p> <p>#00B140</p>

Where to insert the reference to the certification scheme

THE INCLUSION OF THE SCHEME ON THE BASIS OF WHICH IMQ CERTIFICATION WAS OBTAINED IS THE RESPONSIBILITY OF THE IMQ CUSTOMER. THE REFERENCE TO THE SCHEME MUST BE PLACED UNDER THE IMQ MARK, IN A LEGIBLE SIZE, IN AN AREA CENTRED ON IT.

Professional figures

HYBRID AND ELECTRIC VEHICLE TECHNICIAN



UNI 11716

Code	Denomination	Colour Suggested text
PRS15	IMQ	<p><u>pantone 354</u> <i>Professional certified</i></p> <p><u>c 80% y 80 %</u> <i>by IMQ</i></p> <p>#00B140</p>

Where to insert the reference to the certification scheme

THE INCLUSION OF THE SCHEME ON THE BASIS OF WHICH IMQ CERTIFICATION WAS OBTAINED IS THE RESPONSIBILITY OF THE IMQ CUSTOMER. THE REFERENCE TO THE SCHEME MUST BE PLACED UNDER THE IMQ MARK, IN A LEGIBLE SIZE, IN AN AREA CENTRED ON IT.

Professional figures

PROFESSIONAL FIGURES PERFORMING THE INSTALLATION OF EXTERNAL THERMAL INSULATION COMPOSITE SYSTEMS (ETICS)



Code	Denomination	Colour	Suggested text
PRS17	IMQ	<u>pantone 354</u> <u>c 80% y 8 0 %</u> #00B140	<i>Professional certified by IMQ</i>

Where to insert the reference to the certification scheme

THE INCLUSION OF THE SCHEME ON THE BASIS OF WHICH IMQ CERTIFICATION WAS OBTAINED IS THE RESPONSIBILITY OF THE IMQ CUSTOMER. THE REFERENCE TO THE SCHEME MUST BE PLACED UNDER THE IMQ MARK, IN A LEGIBLE SIZE, IN AN AREA CENTRED ON IT.

Professional figures

PERSONAL FINANCIAL PLANNERS



Code	Denomination	Colour	Suggested text
PRS18	IMQ	<u>pantone 354</u> <u>c 80% y 8 0 %</u> #00B140	<i>Professional certified by IMQ</i>

Where to insert the reference to the certification scheme

THE INCLUSION OF THE SCHEME ON THE BASIS OF WHICH IMQ CERTIFICATION WAS OBTAINED IS THE RESPONSIBILITY OF THE IMQ CUSTOMER. THE REFERENCE TO THE SCHEME MUST BE PLACED UNDER THE IMQ MARK, IN A LEGIBLE SIZE, IN AN AREA CENTRED ON IT.

Professional figures

CERTIFICATION OF PERSONNEL CARRYING OUT INSTALLATION OF PHOTOVOLTAIC SYSTEMS AND THEIR ACCESSORIES



Codice	Denominazione	Colore	Citazione suggerita
PRS19	IMQ	<u>pantone 354</u> <u>c 80% y 80%</u> #00B140	<i>Professionista certificato da IMQ</i>

Where to insert the reference to the certification scheme

THE INCLUSION OF THE SCHEME ON THE BASIS OF WHICH IMQ CERTIFICATION WAS OBTAINED IS THE RESPONSIBILITY OF THE IMQ CUSTOMER. THE REFERENCE TO THE SCHEME MUST BE PLACED UNDER THE IMQ MARK, IN A LEGIBLE SIZE, IN AN AREA CENTRED ON IT.

Professional figures

CERTIFICATION OF HEALTH RISK MANAGEMENT ACTIVITY COORDINATORS

ARTICLE 5 - Marks relating to certification of installation companies and plant inspections

5.1 WHERE THEY CAN BE REPRODUCED

The IMP01, IMP02 and IMP03 marks can be used, referring exclusively to the scope of validity of the certification achieved, on headed paper, business cards, Internet sites, personalisation of vehicles, in short on all documents or promotional material relating to its activity as long as this occurs in a truthful manner and is complete of data relating to the specific certification scheme.

The IMP04 and IMP05 marks, relating to the verification by IMQ of lifts and earthing systems, can be used in reference to the verified systems (for example by means of self-adhesive labels to apply in the lift car or in the control cabinet of the earthing system).

5.2 HOW THEY SHALL BE REPRODUCED

The IMQ Customer may only use the trade mark "IMP01", "IMP02" and "IMP03":


- with the name of the certified company;
- with the certificate identification number (optional);
- with the reference to the scheme to which the certification refers;
- in relation to the organisation's certified operational unit.

The IMQ Customer may only use the trade mark "IMP04" and "IMP05":

- with reference to the verified system and related to the activity of periodic Verification
- **Size:** marks can be reproduced in the desired size, always allowing for perfect legibility, while maintaining the proportions between bottom and height.



- **Colours:** The marks can be reproduced in colour (in the colours specified next to each trade mark) in black/white, in black (grey) screens, in negative.



The indications set out in Article 1 of this Regulation are an integral part of the indications for use listed here



IMQ-AIR CERTIFIED
COMPANY
Performance level xxx

Code	Denomination	Colour
IMP01 IMQ-AIR		<u>pantone 354 c 80% y 80%</u> #00B140

Insert certification scheme reference

THE INCLUSION OF THE REFERENCE TO THE CERTIFICATION SCHEME AND PERFORMANCE LEVEL ON THE BASIS OF WHICH IMQ CERTIFICATION WAS OBTAINED IS THE RESPONSIBILITY OF THE IMQ CUSTOMER. THE REFERENCE MUST BE PLACED UNDER THE IMQ MARK, IN A LEGIBLE SIZE, IN AN AREA CENTRED ON IT.

Business

COMPANIES PROVIDING DESIGN AND INSTALLATION SERVICES, MAINTENANCE (PREVENTIVE) AND REPAIR, APPLIED TO INTRUSION AND ROBBERY ALARM SYSTEMS



IMQ-AIRVIDEO
CERTIFIED COMPANY
Performance level xxx

Code	Denomination	Colour
IMP01/B	IMQ-AIRVIDEO	<u>pantone 354 c 80% y 80%</u> #00B140

Insert certification scheme reference

FOR THE INCLUSION OF THE REFERENCE TO THE CERTIFICATION SCHEME, SEE THE INDICATIONS GIVEN FOR THE IMP01 MARK.

Business

COMPANIES PROVIDING DESIGN AND INSTALLATION, ROUTINE (PREVENTIVE) MAINTENANCE AND REPAIR SERVICES, APPLIED TO INTRUSION AND ROBBERY ALARM AND VIDEO SURVEILLANCE SYSTEMS



IMQ-AIE CERTIFIED COMPANY

Code	Denomination	Colour
IMP02	IMQ-AIE	<u>pantone 354 c 80% y 80%</u> #00B140

Insert certification scheme reference

THE INCLUSION OF THE REFERENCE TO THE CERTIFICATION SCHEME UNDER WHICH IMQ CERTIFICATION WAS OBTAINED IS THE RESPONSIBILITY OF THE IMQ CUSTOMER. THE REFERENCE MUST BE PLACED UNDER THE IMQ MARK, IN A LEGIBLE SIZE, IN AN AREA CENTRED ON IT

Business

FIRE-FIGHTING INSTALLATION AND MAINTENANCE COMPANIES



MONITORING AND ALARM
RECEPTION CENTRE

EN 50518
DM 269/2010
DM 115/2014
Police Chief Disciplinary
24.02.2015

Code	Denomination	Colour
IMP03	IMQ Security Systems	<u>pantone 354 c 80% y 80%</u> #00B140

Insert certification scheme reference

FOR THE INCLUSION OF THE REFERENCE TO THE CERTIFICATION SCHEME AND STANDARD, SEE THE INDICATIONS GIVEN FOR THE IMP02 MARK.

Business

REMOTE SURVEILLANCE CENTRES



Plant periodically verified by **IMQ**
Notified Body 0051



Plant reference entry and verification

THE INSERTION OF THE REFERENCE TO THE INSTALLATION PERIODICALLY VERIFIED BY **IMQ** IS THE RESPONSIBILITY OF THE **IMQ** CUSTOMER.

THE REFERENCE SHOULD BE PLACED UNDER THE **IMQ** MARK, IN A LEGIBLE SIZE, IN AN AREA CENTRED ON IT.

Plant LIFT

Code	Denomination	Colour
IMP04 IMQ		<u>pantone 354 c 80% y 80%</u> #00B140



Electrical earthing system
periodically checked by **IMQ**
Authorised Body in accordance
to Presidential Decree 462/2001



Plant reference entry and verification

The insertion of the reference to the system periodically verified by **IMQ** is the responsibility of the **IMQ** customer. THE REFERENCE MUST BE PLACED UNDER THE **IMQ** MARK, IN A LEGIBLE SIZE, IN AN AREA CENTRED ON IT.

System ELECTRICAL EARTHING

Code	Denomination	Colour
IMP05 IMQ		<u>pantone 354 c 80% y 80%</u> #00B140



Presidential Decree 146/2018
Reg. 2015/2067



Where to insert the reference to the standard

THE INCLUSION OF THE STANDARD ON THE BASIS OF WHICH **IMQ** CERTIFICATION WAS OBTAINED IS THE RESPONSIBILITY OF THE **IMQ** CUSTOMER. THE REFERENCE TO THE STANDARD MUST BE PLACED UNDER THE **IMQ** MARK, IN A LEGIBLE SIZE, IN AN AREA CENTRED ON IT.

Business

COMPANIES AUTHORISED TO CARRY OUT ACTIVITIES ON STATIONARY REFRIGERATION, AIR CONDITIONING AND HEAT PUMP EQUIPMENT CONTAINING CERTAIN FLUORINATED GREENHOUSE GASES

Code	Denomination	Colour	Suggested text
IMP06	IMQ	<u>pantone 354 c 80% y 80%</u> #00B140	Qualified company, certified by IMQ



Presidential Decree 146/2018
Reg. 304/2008



Where to insert the reference to the standard

THE INCLUSION OF THE STANDARD ON THE BASIS OF WHICH **IMQ** CERTIFICATION WAS OBTAINED IS THE RESPONSIBILITY OF THE **IMQ** CUSTOMER. THE REFERENCE TO THE STANDARD MUST BE PLACED UNDER THE **IMQ** MARK, IN A LEGIBLE SIZE, IN AN AREA CENTRED ON IT.

Business

COMPANIES AUTHORISED TO CARRY OUT ACTIVITIES ON FIXED FIRE PROTECTION SYSTEMS AND FIRE EXTINGUISHERS CONTAINING CERTAIN FLUORINATED GREENHOUSE GASES

Code	Denomination	Colour	Suggested text
IMP07	IMQ	<u>pantone 354 c 80% y 80%</u> #00B140	Qualified Business, certified by IMQ

ARTICLE 6 - Other Marks



Denomination	Internet Site	Matching with IMQ-issued marks
ACCREDIA	https://www.accredia.it/en/documento/rg-09-rev-10-regulation-for-the-use-of-the-accredia-mark/	The Accredia mark may (optionally) only be used by IMQ Costumers in possession of certifications issued under ACCREDIA accreditation, in conjunction with the mark granted by IMQ and in compliance with the rules indicated in document RG-09 "Rules for the use of the ACCREDIA mark", which is herein fully referred to.




Denomination	Website	Matching with IMQ-issued marks
UNI	www.uni.com	The professional certified according to UNI 11697 + UNI/PdR 66:2019 will receive a certificate from IMQ bearing the UNI mark combined with the IMQ mark (PRS 13 mark of this Regulation) and the Accredia mark.



Denomination	Sector	Internet Site
G-MARK	Low voltage appliances: household appliances, sockets and plugs	GSO website: https://www.gso.org.sa/en/ link trademark manual in English (official document): https://bit.ly/3eMZGzq link usage summary (Italian language): https://bit.ly/2Uc3jaf

THE GSO CONFORMITY TRACKING SYMBOL IS MADE OF THE G-MARK + THE QR CODE (SEE EXAMPLE HERE BELOW)
THE GSO CONFORMITY TRACKING SYMBOL IS MANDATORY* ON THE PRODUCT, ON THE PACKAGING, AND – ON A VOLUNTARY BASIS – ON THE DOCUMENTATION.

* EXCEPTIONS ARE FORESEEN BY THE REGULATION IN THE CASE THE SIZE OF THE PRODUCT DOES NOT ALLOW THE SYMBOL TO BE REPRODUCED AS INDICATED BELOW.



Denomination	Sector	Internet Site
INCERT	Anti-intrusion equipment	www.incert.be/fr/informations-pratiques.html



Denomination	Sector	Combination with CSQ brand
CISQ	ISO 9001 Quality Management System	<p>The CISQ mark can only be used together with the "CSQ" (SG01) mark, placing it at the right of it and respecting the same conditions mentioned at article 3 of this Regulation</p> <ul style="list-style-type: none"> - the size must never exceed that of the "CSQ" mark; - without changing shape (enlargements and reductions are allowed which will allow perfect legibility and do not impede perfect legibility of the "CSQ" mark); - in pantone 5555-V or in white/black



Denomination	Sector	Combination with CSQ brand
IQNET	Management Systems	<p>The IQNet mark can only be used in conjunction with the "CSQ" (SG01) and/or "CSQ-ISO 14001" (SG02) and/or "CSQ-ISO 45001" (SG03) marks by placing it to the right of them and complying with the same conditions mentioned in Article 3 of this Regulation</p> <ul style="list-style-type: none"> - the dimensions must never exceed those of the "CSQ" mark; - without changes in shape (enlargements and reductions are allowed, which however allow for perfect legibility and do not affect the perfect legibility of the "CSQ" marks); - in pantone blue 661 (for four-color printing: C100, M80, Y0 K0; for web: R0, G53, B148). <p>In exceptional cases where the color or negative version cannot be used, the IQNET mark may be reproduced in black and white..</p>



Denomination	Sector	Regulation Use
EASI® Sustainable Corporate Ecosystem® Integrated (EASI®)	Management Systems	<p>The EASI® mark must always be used in conjunction with the logo and/or name of the organisation holding the certificate.</p> <p>For the correct use of the mark, please check the regulations at the link: https://modelloeasi.it/</p>



Denomination	Website	Combination with CSQ brand
UNI Organisations	www.uni.com	<p>The organisation certified according to UNI/PdR 125:2022 will receive from IMQ a certificate with the UNI mark combined with the CSQ (SG19 mark of these Rules) and the Accredia mark.</p>

ADDENDUM for the use of the ICILA mark

The ICILA label only applies to management system certifications already issued under the 'ICILA' brand name

In addition to what is stated in Art. 1, 3 and 6, below we specify the particular rules that apply only to management system certifications already issued under the "ICILA" brand to which specific logos are associated with the use of the IQNet logo.



The ICILA Certification Mark can be reproduced either in colour or black and white, in a monochrome version in black or, finally, in greyscale. For colour or black-and-white reproduction, please refer to the guidelines below. For monochrome reproduction, black may be used in percentages of not less than 50%. Under no circumstances may the Certification Marks be used in colours other than those indicated.

DARK GREEN

C 70 - M 0 - Y 100 - K 40
R 57 - G 124 - B 35
Pantone: 364C

LIGHT GREEN

C 30 - M 10 - Y 35 - K 0
R 192 - G 207 - B 179
Pantone: 35% 364C

BLACK

C 0 - M 0 - Y 0 - K 100
R 0 - G 0 - B 0

Riproduzione a colori e in bianco e nero



Riproduzione monocromatica in nero o scala di grigio



Non è consentita la riproduzione monocromatica a colori

To ensure correct legibility, the ICILA Certification Mark, in all its versions and combinations, may **only** be **used in positive on white backgrounds**. **Reproduction in positive on non-white backgrounds is not permitted.** **Reproduction in negative is not permitted under any circumstances.** In the event that the Certification Mark must be applied on a black, coloured or photographic surface, it is possible to apply a white surface underneath it to increase its legibility; this surface must extend beyond the Mark at least as far as the breathing area, i.e. an area within which no other graphic or textual elements can be inserted, which corresponds to twice the thickness of the outermost circle.



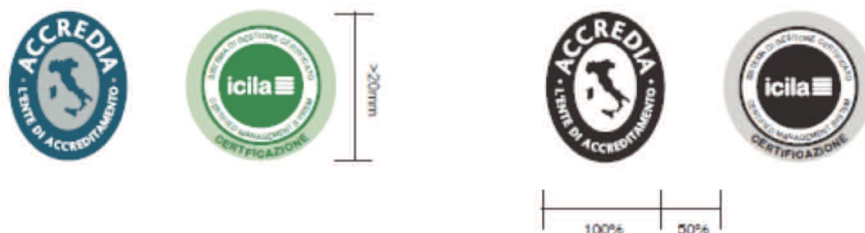
In order to guarantee the correct visibility of the ICILA Certification Mark and in particular of the standards indicated on it, the Mark may not be reproduced with a diameter of less than 20 mm. If this is not possible for reasons of bulk and proportion, the Mark may also be reproduced in a size smaller than 20 mm, with the standard(s) for which the organisation is certified, which are those indicated on the green outer circumference of the Mark itself, underneath it.



COUPLING WITH THE ACCREDIA BRAND

Organisations to which an accredited certificate has been issued are allowed to reproduce the ACCREDIA Mark only next to the ICILA Mark in relation to accredited schemes, while the ACCREDIA Mark is not allowed to be used without an ICILA Mark.

The ACCREDIA Mark must always be placed to the left of the ICILA Mark and cannot be reproduced with a base smaller than 10 mm. The colour ICILA Mark must be placed alongside the colour ACCREDIA Mark, in other cases it must be placed alongside the black monochrome ACCREDIA Mark.



COMBINATION WITH CISQ AND IQNET BRANDS

The ICILA mark can be combined with the marks of the CISQ (Italian Quality Systems Certification) Federation and the IQNet international network, of which IMQ is a member.

The combined ICILA-CISQ/IQNet Mark may be enlarged or reduced, maintaining the proportions, with the dimensional indications specified below. If the certified organisation intends to reproduce not only the combined ICILA-CISQ/IQNet Mark but also the ACCREDIA Mark, the latter shall always be placed to the left of the ICILA Mark, respecting the distances and proportions indicated in the ACCREDIA rules and indicated in the previous paragraph.

The ICILA Mark in colour shall be flanked by the CISQ and IQNet Marks in colour, while in other cases it shall be flanked by the CISQ and IQNet Marks as shown below. The use of the CISQ and IQNet Marks is regulated by specific Procedures, for compliance with which certified organisations are required to follow the flanking models shown below.

ICILA LOGOS
COMBINED WITH CISQ-
IQNET



COMBINATIONS NOT
PERMITTED



HOW TO REQUEST IMQ MARK FILES:
https://www.imq.it/en/mark_request